

Characteristics

Panel diffuser pulse type with high inductive capacity.
For ceiling installation supply operation.
Installation height: 2,7-4,1 m.

Material

RAL 9010 white painted steel.

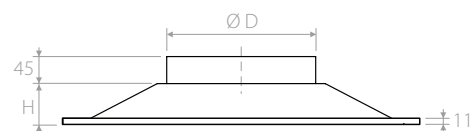
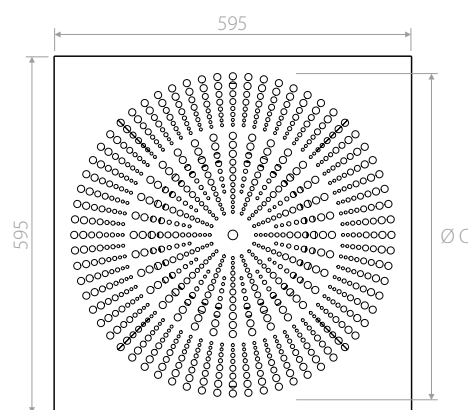
Fixing

Fixing by using lateral screws or central screw on mounting bridge.

Accessories

Galvanized steel plenum, standard or insulated, with or without equalizer sheet, calibration damper and mounting bridge.

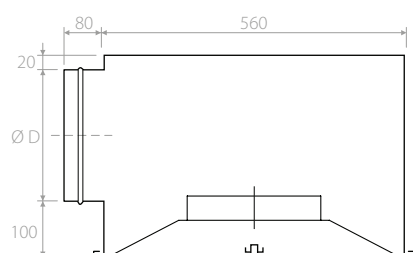
Drawings



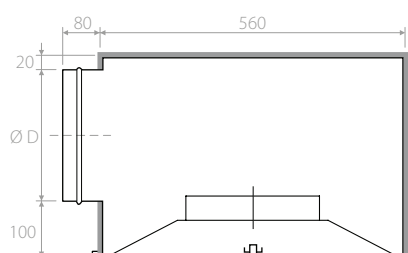
Dimensions

Type	C (mm)	D (mm)	H (mm)
125	314	123	45
160	384	157	55
200	462	197	68
250	540	247	68

PQZ2



PQZI2



Selection table

Model	P [m³/h]		L _{WA} [dB(A)]		X _(0,20) [m]		Dp _t [Pa]	
	min	max	min	max	min	max	min	max
DIC2 125	55	90	25	40	0,2	0,4	20	40
DIC2 160	100	170	25	40	1,8	2,5	20	40
DIC2 200	210	270	25	40	2,1	3,3	20	40
DIC2 250	270	340	25	40	1,9	2,6	20	40