



Humidity sensitive cabinet fans, made of galvanised steel, certified 400°C-1/2h for air extraction in case of fire, equipped with a high-performance direct-drive, with blade impeller to the front. Fully automatic operation at a constant pressure.

Display located on the front. They can be installed outdoors without the need for a roof terminal cowl (if the operation is intermittent, it is recommended to install a roof cowl).

Motors

Electronically commutated. Single-phase 230V, single inlet, electronic thermal protector, with an adjustable speed by means of a built-in potentiometer. Equipped with proximity switch and a 80 Pa safety pressure switch.



On-Off switch



Pressure switch



Rubber seals
in the exhaust valves.

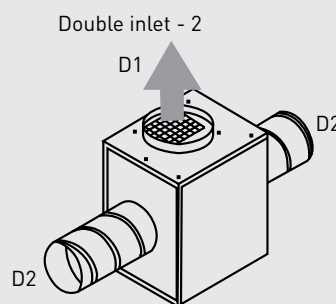
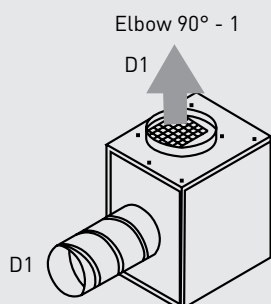


Specific applications



CONFIGURATIONS

Vertical discharge orientation

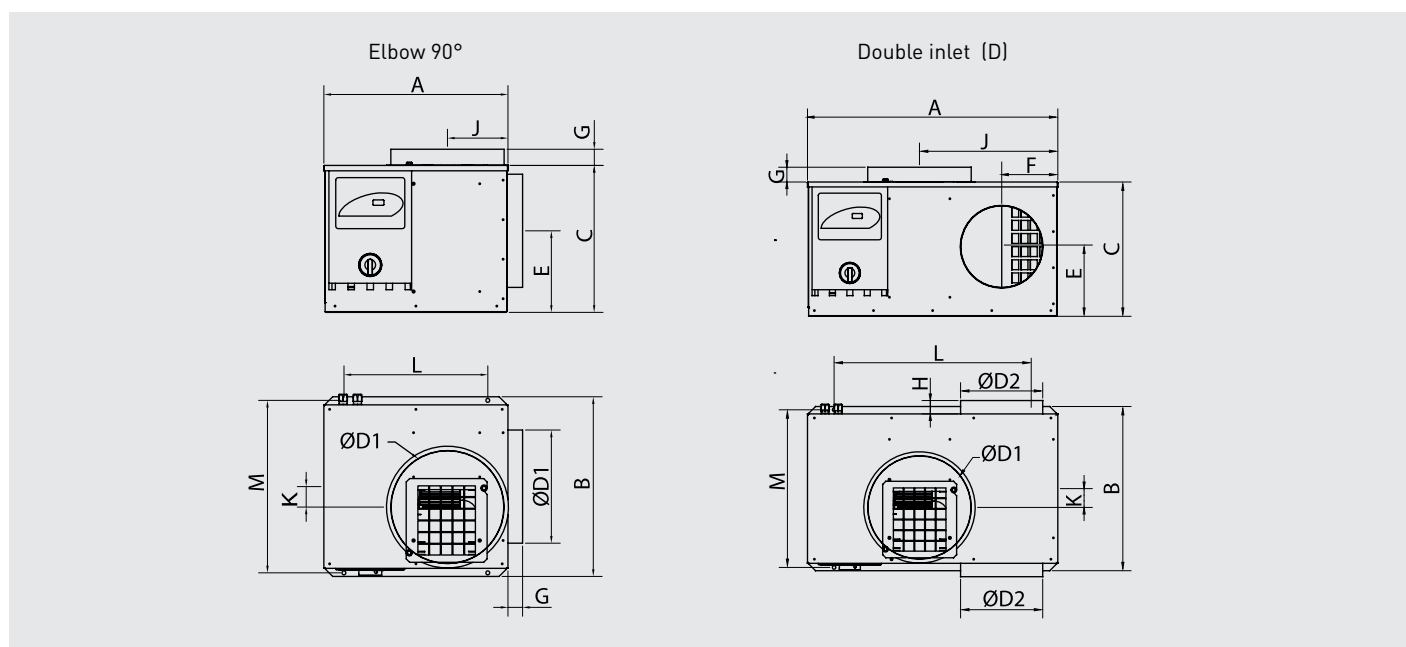


TECHNICAL CHARACTERISTICS

It is essential to check that the electrical characteristics (voltage, current, frequency, etc.) of the motor shown on the motor rating plate are compatible with those of the installation.

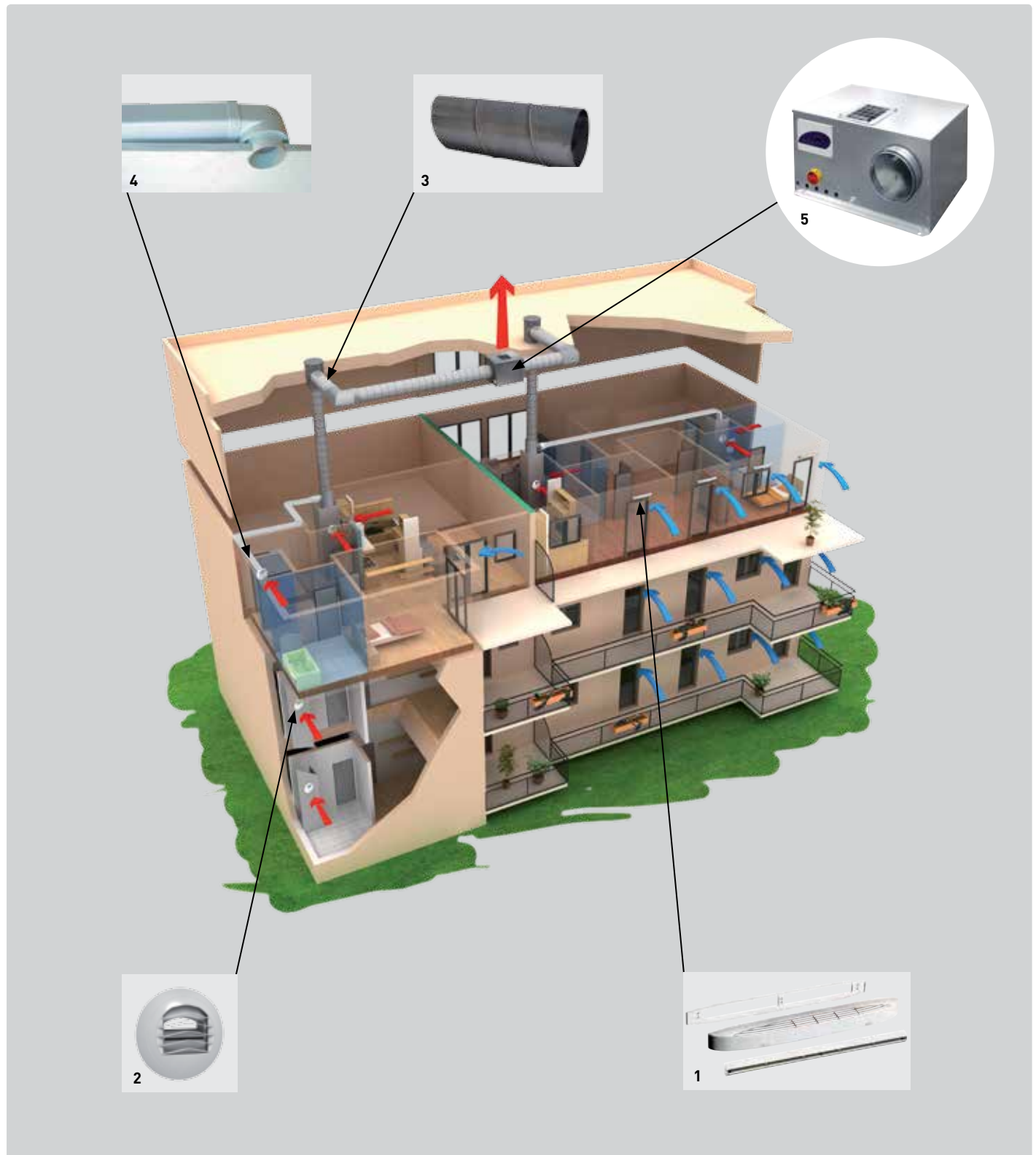
Model	Ø Suction (mm) / Outlet angle	Ø Outlet (mm)	Motor power (W)	Maximum intensity (A)	Flow rate (m³/h)		Weight (kg)
					mín.	máx.	
CRCB ECOWATT 07-1	250 / 90°	250	140	1,2	50	800	18
CRCB ECOWATT 07-2	200-200 / 2x90°	250	140	1,2			21
CRCB ECOWATT 12-1	250 / 90°	250	305	1,6	50	1.200	20
CRCB ECOWATT 12-2	200-200 / 2x90°	250	305	1,6			23
CRCB ECOWATT 15-1	315 / 90°	315	280	1,3	50	1.500	24
CRCB ECOWATT 15-2	250-250 / 2x90°	315	280	1,3			27
CRCB ECOWATT 21-1	315 / 90°	315	720	3,1	50	2.100	26
CRCB ECOWATT 21-2	250-250 / 2x90°	315	720	3,1			29
CRCB ECOWATT 27-1	400 / 90°	400	895	3,9	50	2.700	35
CRCB ECOWATT 27-2	355 -355 / 2x90°	400	895	3,9			41

DIMENSIONS (mm)



Modelo	Config.	A	B	C	ØD1	ØD2	E	F	G	H	J	K	L	M
CRCB ECOWATT 07	C	462	420	325	250	200	170	153	45	43	136	50	375	400
	D	682	420	325	250		175		45		354	51	600	400
CRCB ECOWATT 12	C	462	445	380	250	200	192	153	60	35	140	61	375	425
	D	682	445	380	250		212		60		360	62	600	425
CRCB ECOWATT 15	C	512	500	410	315	250	227	171	60	35	168	57	400	480
	D	762	500	410	315		212		60		421	57	600	480
CRCB ECOWATT 21	C	512	500	410	315	250	227	171	60	35	168	57	400	480
	D	762	500	410	315		212		60		421	57	600	480
CRCB ECOWATT 27	C	575	595	500	400	355	250	228	80	43	217	55	400	575
	D	900	595	500	400		250		80		545	53	800	575

ECOWAT 07/27 SERIES – EXAMPLE OF INSTALLATION IN HUMIDITY SENSITIVE CENTRALISED SYSTEM



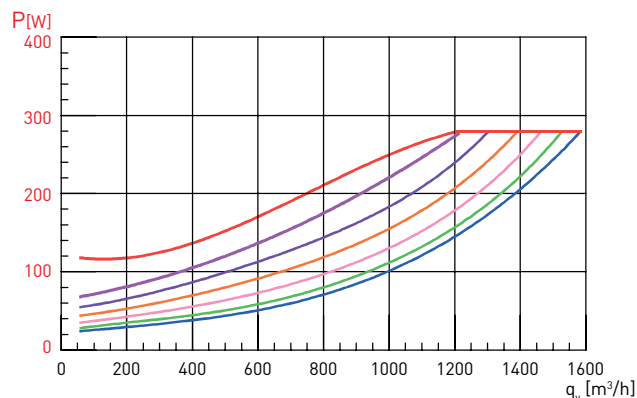
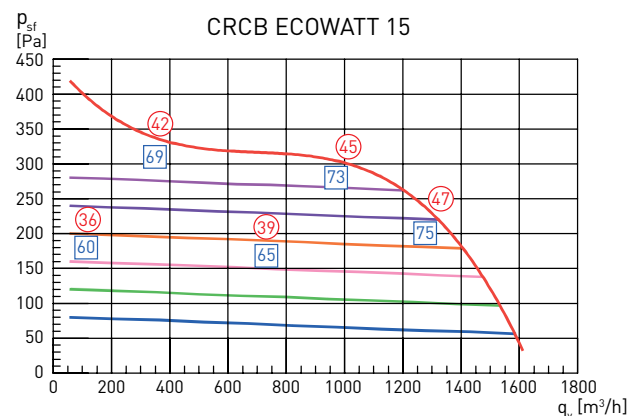
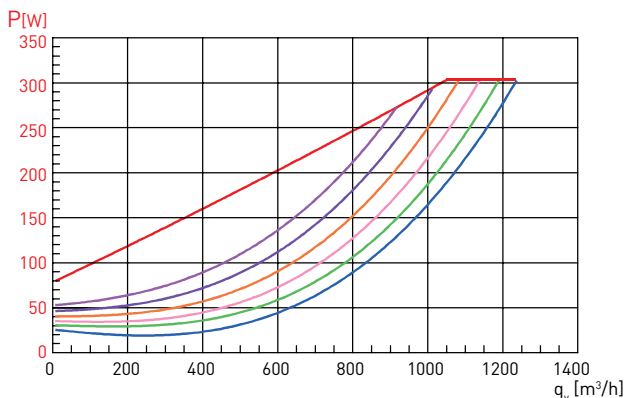
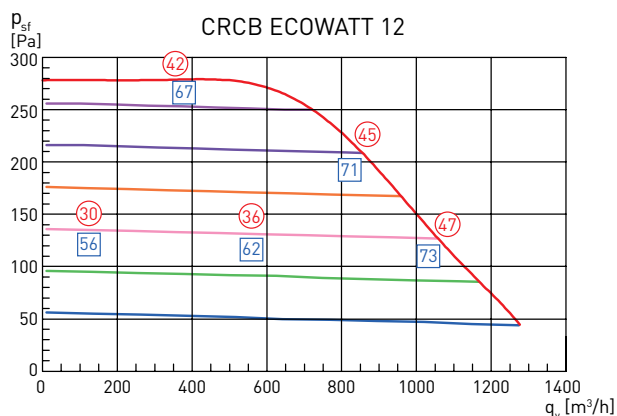
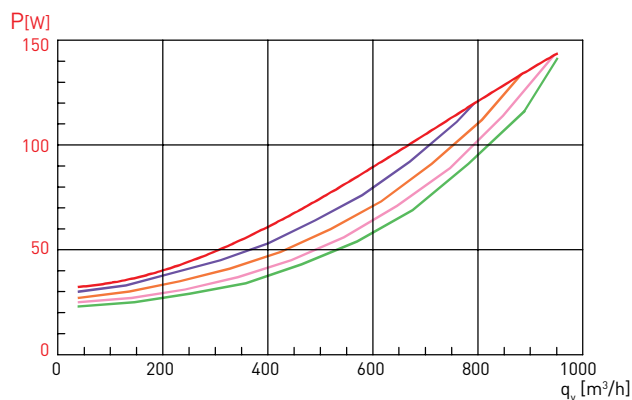
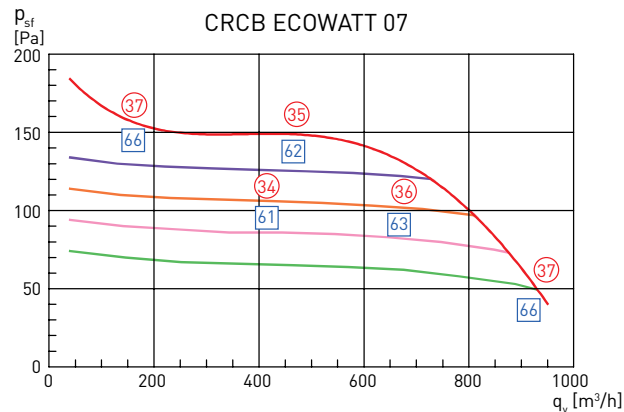
1. Humidity sensitive air vent EC-HY
2. Humidity-sensitive exhaust valve outlet BEH
3. Ducts and circular metallic accessories
4. Low profile ducts and circular plastic accessories, TUBREC
5. Cabinet fan with flat curve 400°C-1/2h CRCB ECOWATT 07/27

CURVE FEATURES

- q_v = Flow rate in m^3/h .
- p_{sf} = Static pressure in Pa.
- The graphs are valid for $1.2 kg/m^3$ air density.

Established according to cabinet motor extraction fan group testing code (Standard NF E51705).

- Radiated sound pressure level measured in hemispherical free field, at 4m. Ducted inlet. L_p in dB(A). (Standard NF EN ISO 5136).
- Sound pressure level in the inlet duct. L_w in dB(A). (Standard NF EN ISO 5136).



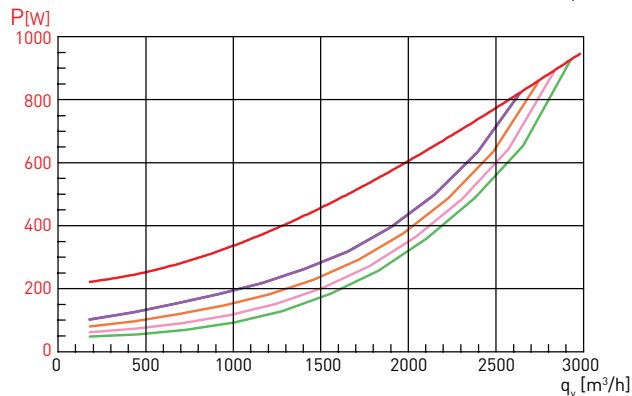
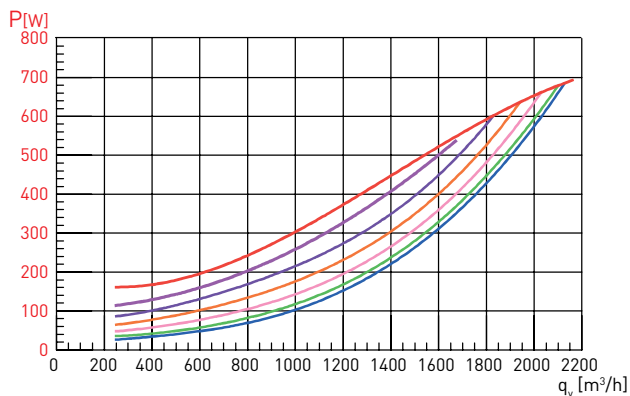
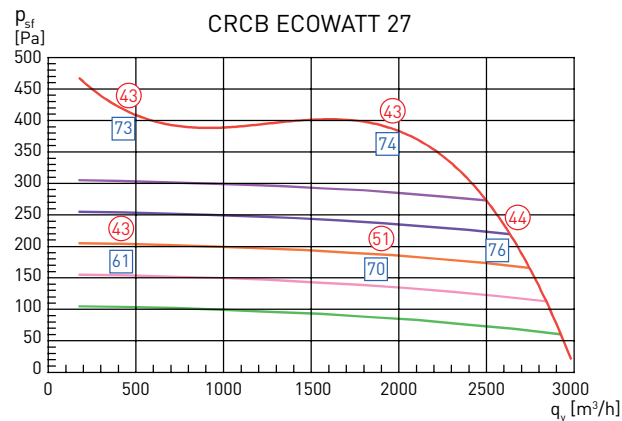
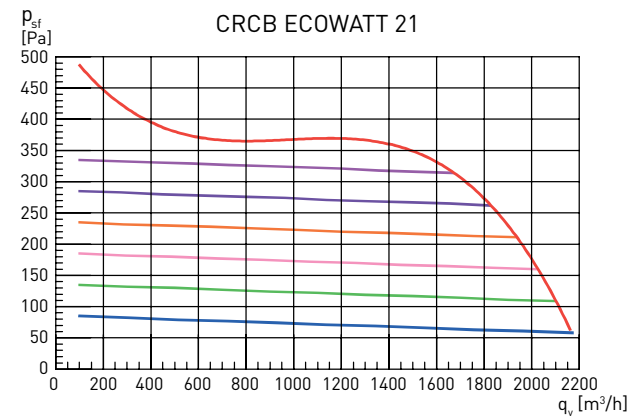
CURVE FEATURES

- q_v = Flow rate in m^3/h .
- p_{sf} = Static pressure in Pa.
- The graphs are valid for $1.2 kg/m^3$ air density.

Established according to cabinet motor extraction fan group testing code (Standard NF E51705).

○ Radiated sound pressure level measured in hemispherical free field, at 4m. Ducted inlet. L_p in dB(A). (Standard NF EN ISO 5136).

□ Sound pressure level in the inlet duct. L_w in dB(A). (Standard NF EN ISO 5136).



ASSEMBLY FITTINGS



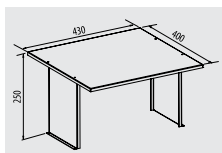
ACOPEL F400 N
Flexible connectors.



PAPV
Circular brackets.



CPP-10/22/35
Roof cowl.



DIMENSIONS
CPP-10/22/35
Valid for all CRCB
ECOWATT 07/27 series
models.